




Cash Bids

Farnam ▼ All Commodities ▼

CORN

Delivery Date	Cash Price	Futures Month	Futures Price	Futures Change	Basis
April 23	6.83 	@C3K	643'4s	-9'2	0.40
May 23	6.88 	@C3K	643'4s	-9'2	0.45
June 23	6.69 	@C3N	619'6s	-7'6	0.50
July 23	6.74 	@C3N	619'6s	-7'6	0.55
Oct/Nov 23	5.26 	@C3Z	556'6s	-4'0	-0.30
Dec 23	5.36 	@C3Z	556'6s	-4'0	-0.20
Jan 24	5.41 	@C4H	564'4s	-3'6	-0.23
Mar 24	5.49 	@C4K	569'6s	-3'4	-0.20
Oct/Nov 24	4.90 	@C4Z	535'0s	0'0	-0.45



BEANS

Delivery Date	Cash Price	Futures Month	Futures Price	Futures Change	Basis
April 23	13.97 	@S3N	1462'4s	-15'2	-0.65
May 23	13.97 	@S3N	1462'4s	-15'2	-0.65
Oct/Nov 23	12.44 	@S3X	1309'6s	-6'2	-0.65

KC WHEAT

Delivery Date	Cash Price	Futures Month	Futures Price	Futures Change	Basis
Apr 23	7.99 	@KW3K	864'4s	3'0	-0.65
July 23	7.62 	@KW3U	842'0s	2'2	-0.80

MILO

Delivery Date	Cash Price	Futures Month	Futures Price	Futures Change	Basis
Apr 23	6.23 	@C3K	643'4s	-9'2	-0.20
Oct/Nov 23	4.86 	@C3Z	556'6s	-4'0	-0.70